

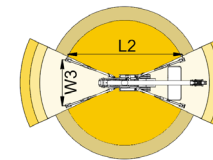
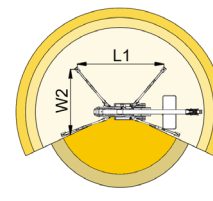
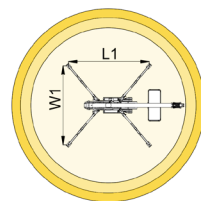

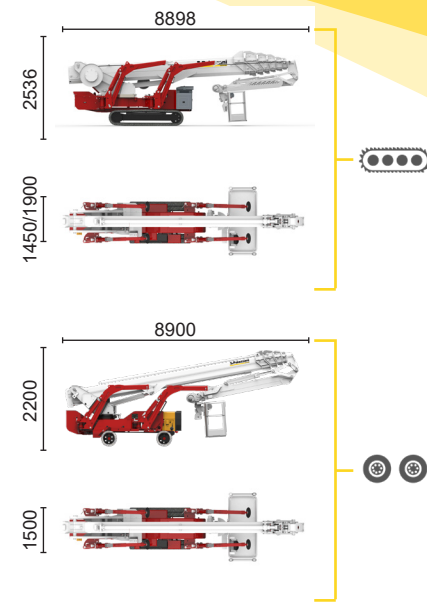
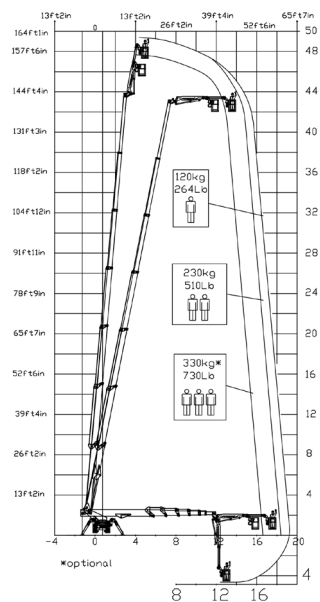




BI-ENERGY



 Diesel
36 kW

 Single-phase
Electric motor
230VAC - 2,2 kW



16,8 m	18,5 m	19,3 m	13,8 m	15,5 m	L1	L2	W1	W2	W3
330* kg	230 kg	120 kg	330* kg	120/230 kg	6460 mm	7190 mm	5170 mm	4655 mm	4130 mm



XTJ 48.1+/C		49 m	19,3 m	330 kg*	660°	240x70 cm	90°+80°	4,13-5,17 m	23%	38%	1,2 km/h	14150 kg	75 kN	4,24 kN/m ²	6,63 kN/m ²
XTJ 48.1+/R		49 m	19,3 m	330 kg*	660°	240x70 cm	90°+80°	4,13-5,17 m	23%	16%	1 km/h	13000 kg	75 kN	3,89 kN/m ²	6,09 kN/m ²

Available power options:

BI-ENERGY (DIESEL+AC)

Characteristics and technical data are informative only and subjected to change without notice.

Palazzani Industrie S.p.A.

Via del Pavione, 4 - 25050 - Paderno F.C. (BS) - Italy

Tel. (+39) 0306857073

info@palazzani.it

www.palazzani.it



QUALITY SYSTEM
CERTIFIED BY BUREAU VERITAS
= ISO 9001 =



NC 846 A 22