





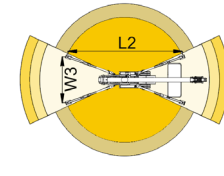
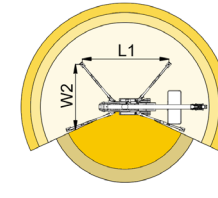
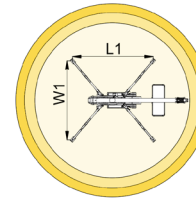
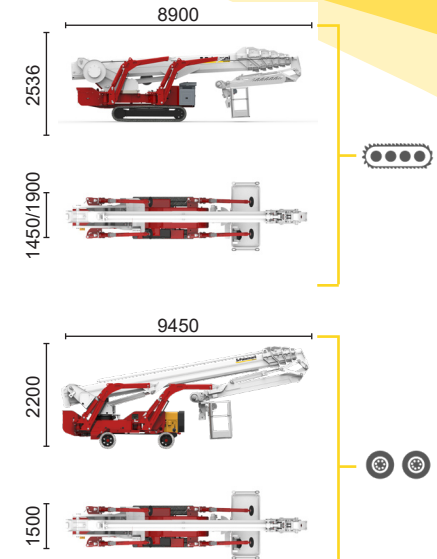
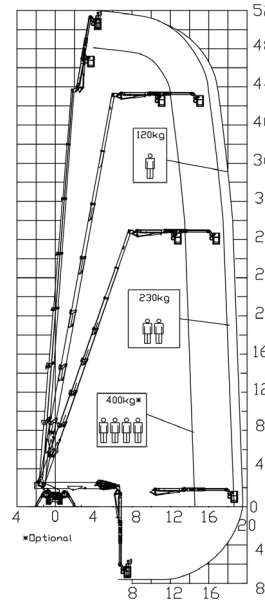
**BI-ENERGY**

---

 Diesel  
32,5 kW



---

 Single-phase  
Electric motor  
230VAC - 2,2 kW



14,5 m	18,5 m	19,5 m	12,5 m	16,5 m	L1	L2	W1	W2	W3
400* kg	230 kg	120 kg	400* kg	120/230 kg	6460 mm	7190 mm	5170 mm	4655 mm	4130 mm



XTJ 52+/C		52 m	19,5 m	400 kg*	660°	240x70 cm	90°+80°	4,13-5,17 m	16%	42%	2 km/h	14980 kg	95 kN	4,49 kN/m <sup>2</sup>	7,01 kN/m <sup>2</sup>
XTJ 52+/R		52 m	19,5 m	400 kg*	660°	240x70 cm	90°+80°	4,13-5,17 m	16%	21%	1,2 km/h	13000 kg	95 kN	3,89 kN/m <sup>2</sup>	7,64 kN/m <sup>2</sup>

Available power options:

**BI-ENERGY** (DIESEL+AC)

Characteristics and technical data are informative only and subjected to change without notice.

Palazzani Industrie S.p.A.  
Via del Pavione, 4 - 25050 - Paderno F.C. (BS) - Italy  
Tel. (+39) 0306857073  
info@palazzani.it  
www.palazzani.it



NC 848 A 22