



BI-ENERGY



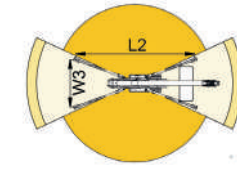
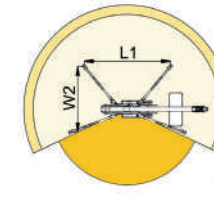
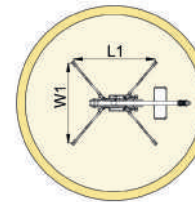
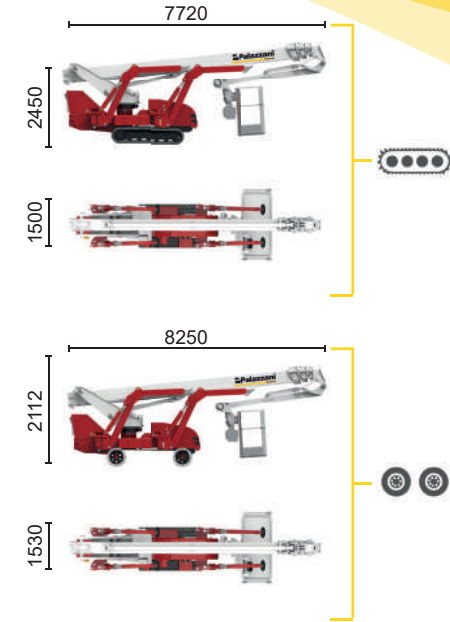
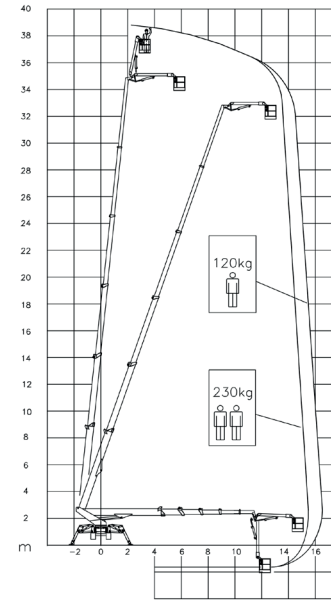
Diesel
18,2 kW



Single-phase
Electric motor
230 VAC - 2,2 kW



Three-phase
Electric motor
400 VAC - 5,5 kW



15,5 m	16,5 m	10 m	L1	L2	W1	W2	W3
230 kg	120 kg	230/120 kg	4960 mm	6200 mm	4700 mm	3810 mm	2920 mm



TSJ 39/C		39 m	16,5 m	230 kg	660°	240x70 cm	90°+80°	2,92-4,7 m	18%	40%	1,8 km/h	7960 kg	51 kN	3,41 kN/m ²	4,3 kN/m ²
TSJ 39/R		39 m	14,9 m	230 kg	660°	240x70 cm	90°+80°	2,92-4,7 m	31%	12%	1,4 km/h	7800 kg	51 kN	3,34 kN/m ²	3,94 kN/m ²

Available power options:

ECO (AC+BATTERY)

HYBRID (DIESEL+AC+BATTERY)

The technical data may deviate +/- 3% from the specified values.

Characteristics and technical data are informative only and subjected to change without notice.

Palazzani Industrie S.p.A.

Via del Pavione, 4 - 25050 - Paderno F.C. (BS) - Italy

Tel. (+39) 0306857073

info@palazzani.it

www.palazzani.it



NC 926 A 24