

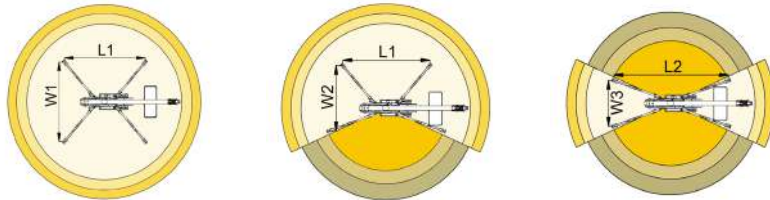
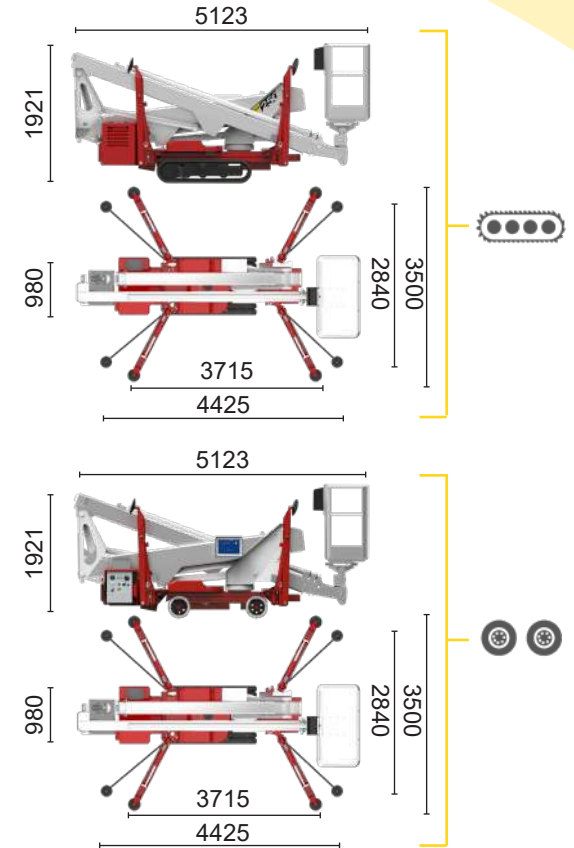
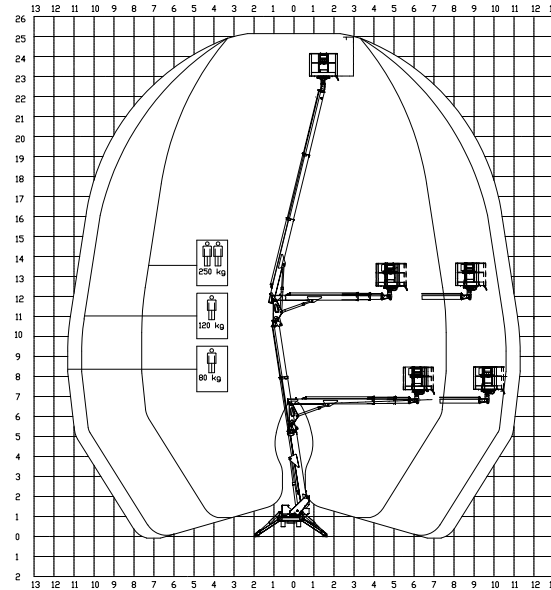






















**BI-ENERGY**

 Diesel  
10,6 kW

 Single-phase  
Electric motor  
230 VAC - 2,5 kW



7,6 m	10,6 m	11,3 m	6 m	8,2 m	8,8 m	L1	L2	W1	W2	W3
250 kg	120 kg	80 kg	250 kg	120 kg	80 kg	3715 mm	4425 mm	3500 mm	3176 mm	2840 mm

																
<b>TZX 250/C</b>		25 m	10,6 m	250 kg	360°	140x70 cm	90°+90°	2,84-3,5 m	19%	23%	2,4 km/h	2660 kg	19,5 kN	2,04 kN/m2	3,71 kN/m2	
<b>TZX 250/R</b>		25 m	10,6 m	250 kg	360°	140x70 cm	90°+90°	2,84-3,5 m	19%	21%	1,5 km/h	2660 kg	19,5 kN	2,04 kN/m2	3,71 kN/m2	

Available power options:  
**ECO** (AC+BATTERY)

The technical data may deviate +/- 3% from the specified values.  
Characteristics and technical data are informative only and subjected to change without notice.

Palazzani Industrie S.p.A.  
Via del Pavione, 4 - 25050 - Paderno F.C. (BS) - Italy  
Tel. (+39) 0306857073  
info@palazzani.it  
www.palazzani.it



NC 962 A 24